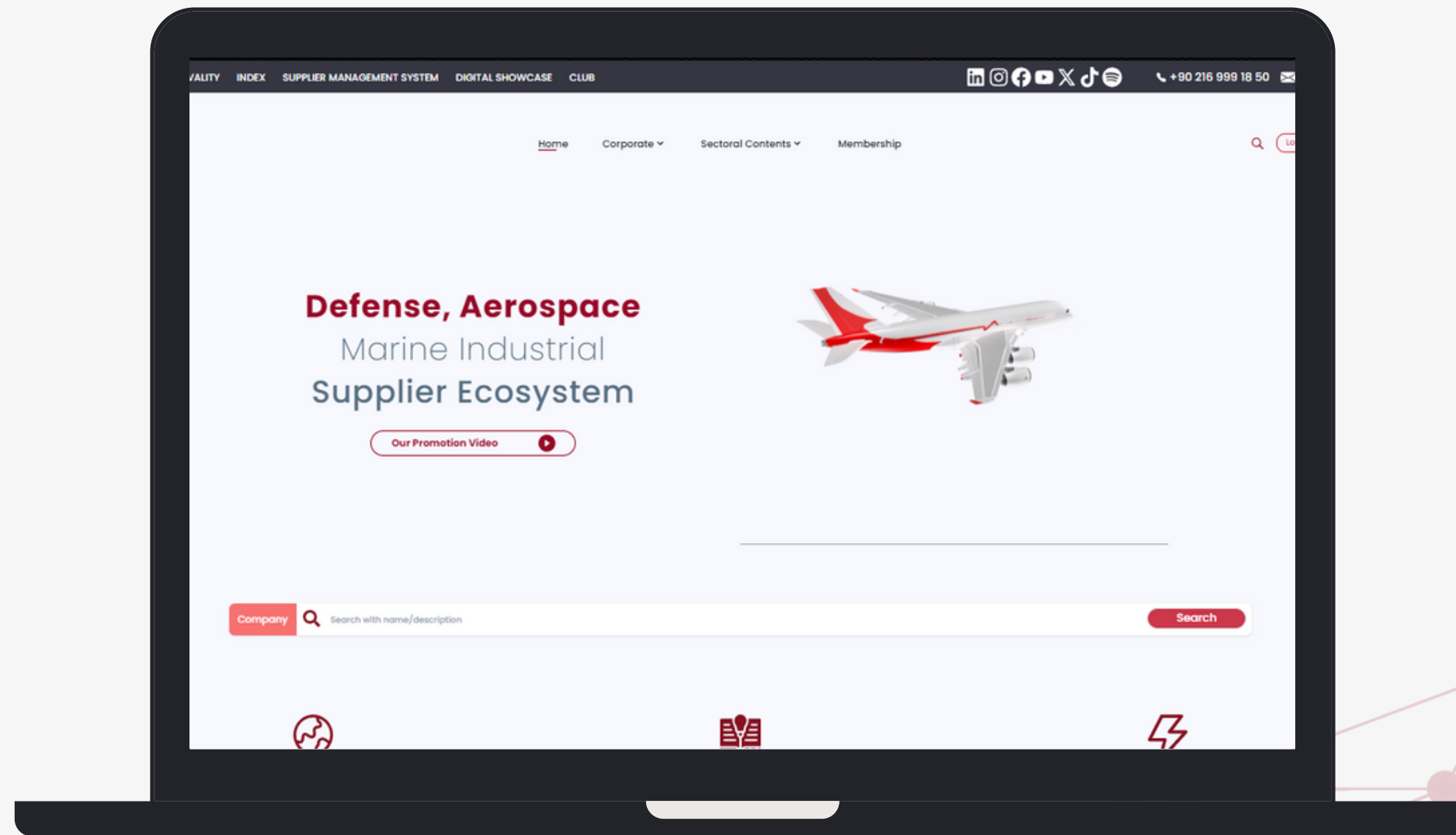




# DAMISE

**3RD INTERNATIONAL  
CONSTRUCTION & MATERIAL  
HANDLING EQUIPMENT  
CONGRESS & RENTAL SUMMIT**

**DIGITAL SHOWCASE  
PARTICIPANT GUIDE**



[www.damise.com](http://www.damise.com) >

# COMPANY REGISTRATION



# Registering

To participate in the 3rd INTERNATIONAL CONSTRUCTION & MATERIAL HANDLING EQUIPMENT CONGRESS & RENTAL SUMMIT featured in the Digital Showcase, you must first register on [DAMISE.com](https://www.damise.com).

The screenshot displays the DAMISE website interface. At the top, there is a navigation bar with links for ECOSYSTEM, ACADEMY, INNOVATION, INDEX, SUPPLIER MANAGEMENT SYSTEM, DIGITAL SHOWCASE, and CLUB. Social media icons and a phone number (+90 216 9...) are also present. The main header includes the DAMISE logo, navigation links (Home, Corporate, Sectoral Contents, Membership), a search bar, and a 'Login' button with a language selector (EN). The central content area features a 'LOGIN' form with fields for 'E-Mail' and 'Password', a 'Remember Me' checkbox, and a 'Login' button. A 'Register' button is highlighted with a red box, and an arrow points from it to the right. Below the login form is a 'Subscribe to e-Letter' section with input fields for Name, Surname, and Email, along with a consent checkbox and a 'Forgot Password' link.

Click on the **Login** button in the top right corner of the DAMISE homepage. Then, on the page that opens, click on the **Register** button in the bottom right corner.

# Registering

While creating your corporate registration, you should enter the information related to your company. Your company's email domain and website links should match. For example, [damise.com](http://damise.com) - [info@damise.com](mailto:info@damise.com).

ECOSYSTEM ACADEMY INNOVATION INDEX SUPPLIER MANAGEMENT SYSTEM DIGITAL SHOWCASE CLUB

Home Corporate Sectoral Contents Membership

REGISTER

Choose which platform do you want to register?

Ecosystem Academy Innovation

Corporate Register

Surname

GSM No

Company Title

Tax Number

Website

Password

Reference Code

Individual E-mail Address

Company E-mail Address

Tax Office

I consent to the processing of my personal data within the scope of the Clarification Text and I agree Membership Agreement \*

I agree to receive Commercial Electronic Messages and e-bulletins within the scope of the Explicit Consent Text

Register

Corporate Register

After switching to the Corporate Registration option, enter the requested information and click on the **Register** button.

An activation code will be sent to the email address you provided during registration.

## Activation Email



This is an activation email


[Click for activation](#)

Complete the membership activation process by clicking on the '**Click for activation**' link sent to your email address.

# Account Verification

After activation, DAMISE will evaluate your membership.

**Your Company Account is Being Approved...**





# Login

You are ready to log in after activation!

ECOSYSTEM ACADEMY INNOVATION INDEX SUPPLIER MANAGEMENT SYSTEM DIGITAL SHOWCASE CLUB

Home Corporate Sectoral Contents Membership

LOGIN

E-Mail  
Please input a valid email address

Password

Remember Me

Don't have an account yet? [Register](#)

[Forgot Password](#)

[Login](#)

Subscribe to e-Letter

Name Surname

Email

I consent to the processing of my personal data within the scope of the [Clarification Text](#) \*

After completing the activation process, on the directed login page, enter the email and password you provided during registration, and click the **'Log In'** button.

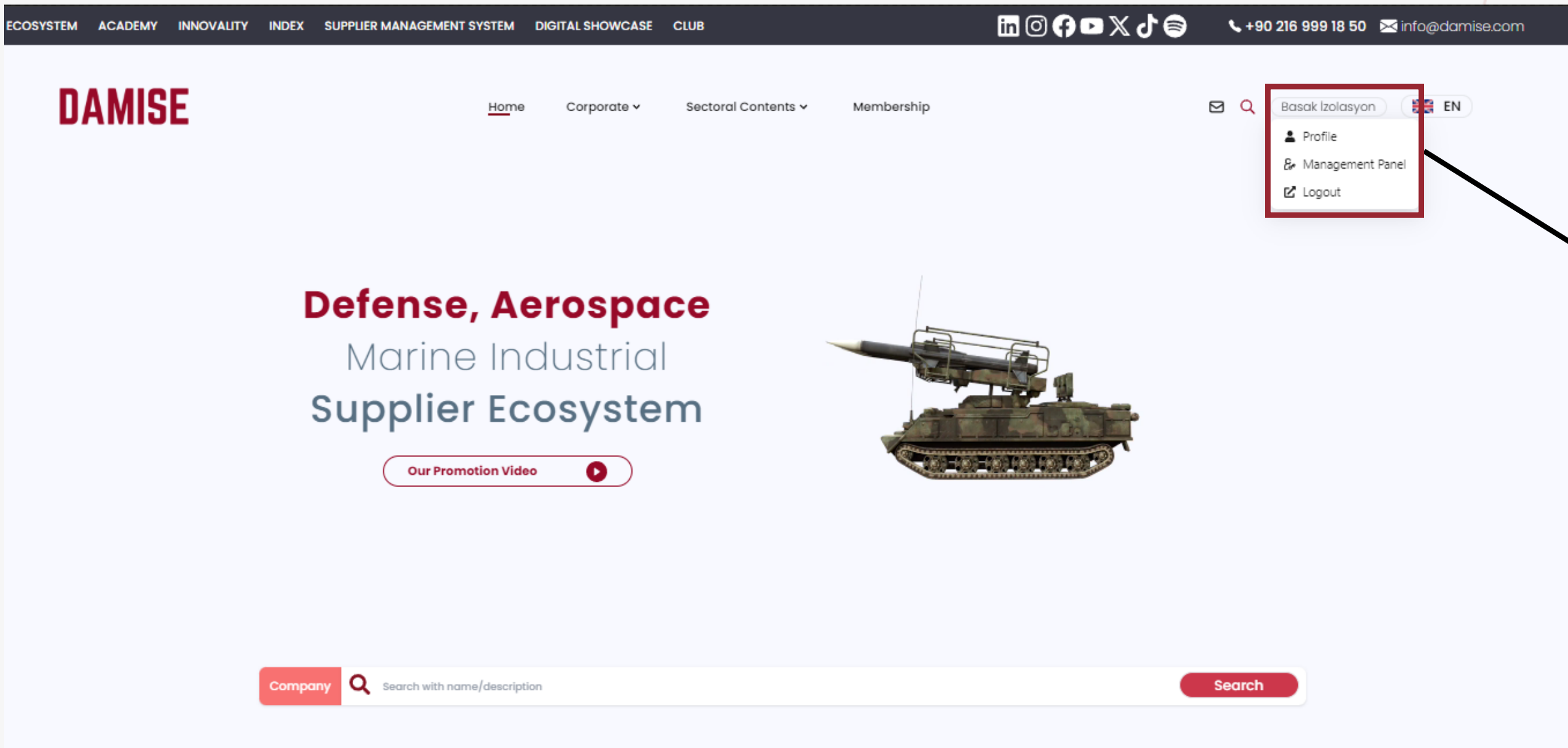
# PANEL USAGE





# Editing Company Profile

To edit your company profile, please go to the management panel.



Click on **'Management Panel'** from your company name located in the top right corner of the screen.

# Product Cards

List your company's products.

Expand the **'Flashcards'** section on the left side of the Management Panel, and then enter **'Product Cards.'** In the opened menu, your company's products are listed. To add a product, click on the **'Create Product'** button located in the top right corner of the page to proceed with creating a Product Card.

The screenshot displays the Damise management interface. On the left sidebar, the 'Flashcards' menu is expanded, and the 'Products' option is highlighted. The main content area shows the 'Products' section with a breadcrumb trail: Home > Products > Liste. A shopping cart icon indicates 2 Total Products. A 'Create Product' button is located in the top right corner. Below the header, there is an 'Entry Count' dropdown set to 10. The main content area contains a table with the following data:

PRODUCT NAME	COMPANY	BRAND	CATEGORY	CONSTITUENT
Başak	Başak İzolasyon ve Elektrik Ltd.Şti.	Başak	Defense Systems	Damise Kurumsal
isim	Başak İzolasyon ve Elektrik Ltd.Şti.	marka	Defense Systems	Basak İzolasyon

At the bottom of the page, there is a footer with the text: COPYRIGHT © 2023 Innovation & Partners, All rights Reserved and Hand-crafted & Made with ❤️

# Product Cards

Enter general information about your product, then click the **'Next'** button.

English Basak İzolasyon Company Admin

Product Informations | Home > Products > Create Product

1 General Informations Enter general informations about product > 2 Product Details Enter details about product

General Informations  
Enter general informations about product

Category \*  
Select...

Subcategory  
Select...

Inner Category  
Select...

Name[Tr] \*  
name

Name[En] \*  
name

Brand \*  
brand

Manufacturer Company \*  
company

Product Description[Tr] \*  
It will be located just below the product name  
description

Product Description[En] \*  
It will be located just below the product name  
description

Next →

In the second step, complete the **'Product Details,'** and then create your Product Card by clicking the **'Create Product'** button.

English Basak İzolasyon Company Admin

Product Informations | Home > Products > Create Product

1 General Informations Enter general informations about product > 2 Product Details Enter details about product

Product Details  
Enter details about product

Origin \*  
Türkiye

Warranty \*  
warranty

Shelf Life \*  
life

General Features[Tr]  
It will be located in the 'General Informations' tab  
features

General Features[En]  
It will be located in the 'General Informations' tab  
features

Use Areas[Tr]  
It will be located in the 'Use Areas' tab  
areas

Use Areas[En]  
It will be located in the 'Use Areas' tab  
features

← Previous

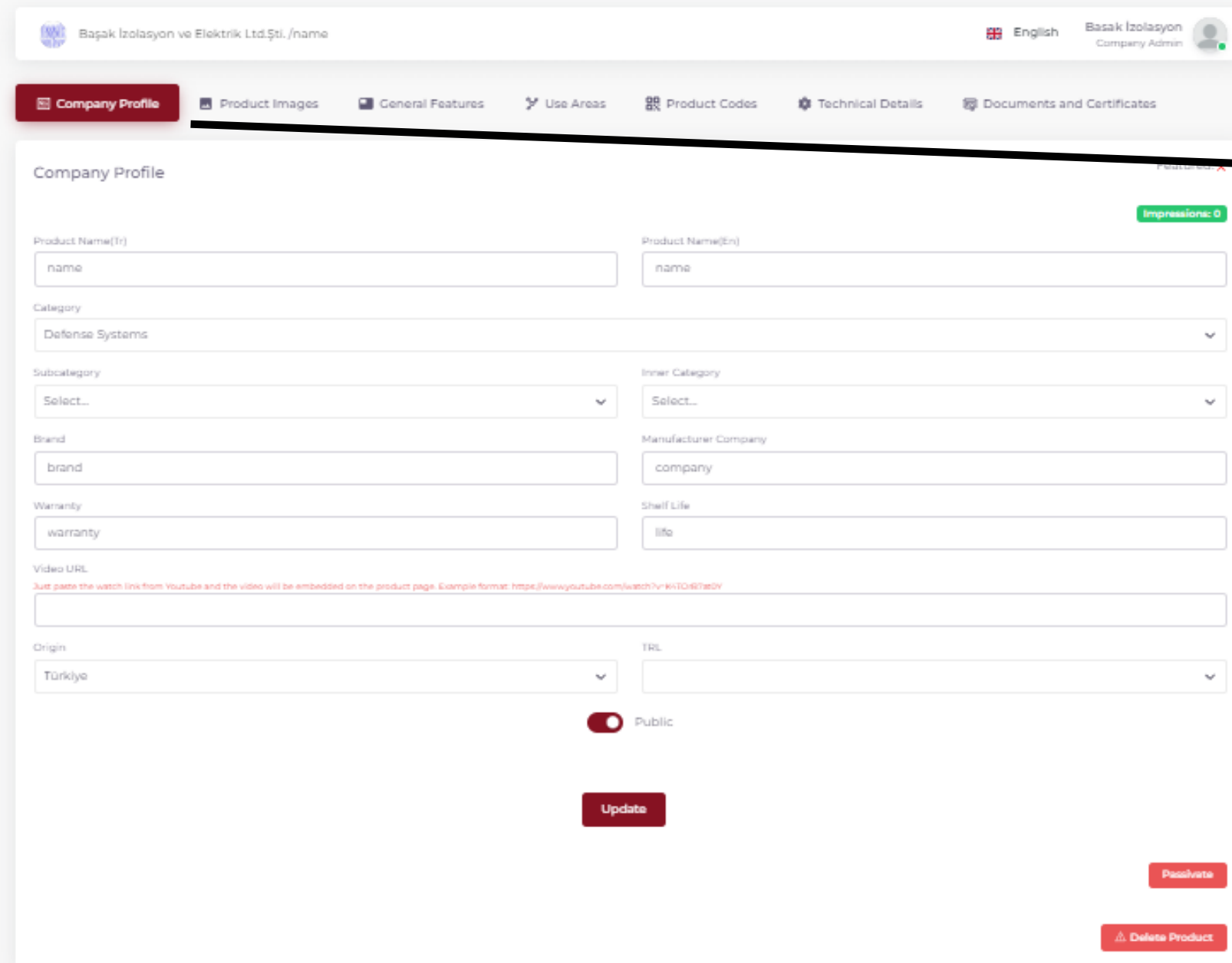
Create Product

# Product Cards

You can enter all the details of your products in the opened window.

You can enter **product photos, product codes, documents, and certificates**, as well as **provide video, visual, and technical details** related to your product in the opened window.

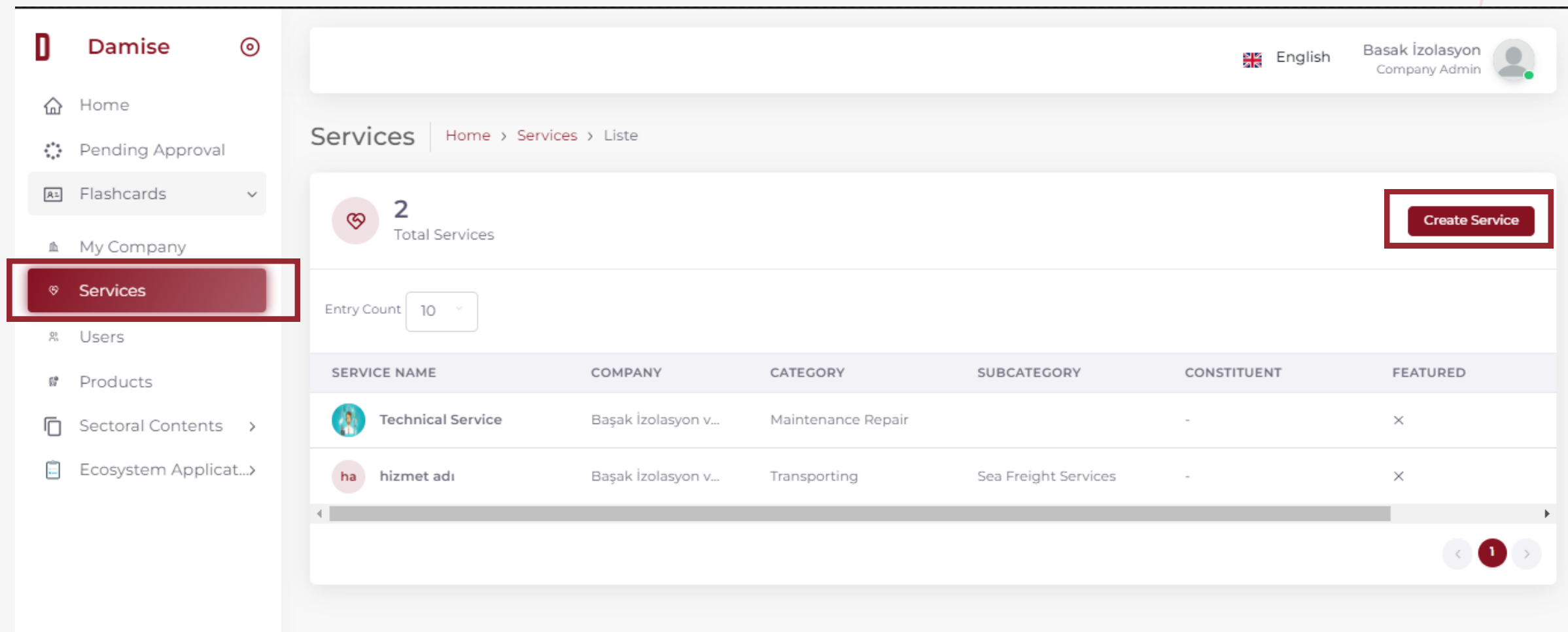
Below the screen, you can deactivate the product using the '**Passivate**' button or delete it using the '**Delete Product**' option.





The screenshot displays a web application interface for product management. At the top, the company name 'Başak İzolasyon ve Elektrik Ltd.Şti.' and the user 'Basak İzolasyon Company Admin' are visible. A navigation menu includes 'Company Profile', 'Product Images', 'General Features', 'Use Areas', 'Product Codes', 'Technical Details', and 'Documents and Certificates'. The 'Company Profile' form contains the following fields: 'Product Name(Tr)' (name), 'Product Name(En)' (name), 'Category' (Defense Systems), 'Subcategory' (Select...), 'Inner Category' (Select...), 'Brand' (brand), 'Manufacturer Company' (company), 'Warranty' (warranty), 'Shelf Life' (life), 'Video URL' (with a note: 'Just paste the watch link from Youtube and the video will be embedded on the product page. Example format: https://www.youtube.com/watch?v=K1D487aDY'), 'Origin' (Türkiye), and 'TRL'. A 'Public' toggle is set to 'On'. At the bottom, there are 'Update', 'Passivate', and 'Delete Product' buttons. A black arrow points from the 'Company Profile' menu item to the form.

# Service Cards

List your company's services.



The screenshot displays the 'Services' page in the Damise application. The sidebar on the left has the 'Services' menu item highlighted. The main content area shows a 'Create Service' button in the top right corner. Below the button, there is a summary card showing '2 Total Services' and an 'Entry Count' dropdown set to '10'. A table lists the services:

SERVICE NAME	COMPANY	CATEGORY	SUBCATEGORY	CONSTITUENT	FEATURED
 Technical Service	Başak İzolasyon v...	Maintenance Repair		-	×
 hizmet adı	Başak İzolasyon v...	Transporting	Sea Freight Services	-	×

Navigate to '**Service Cards**' under the '**Flashcards**' section in the menu. Your company's services are listed in the opened menu. To add a service, click on the '**Create Service**' button located in the top right corner of the page.



# Service Cards

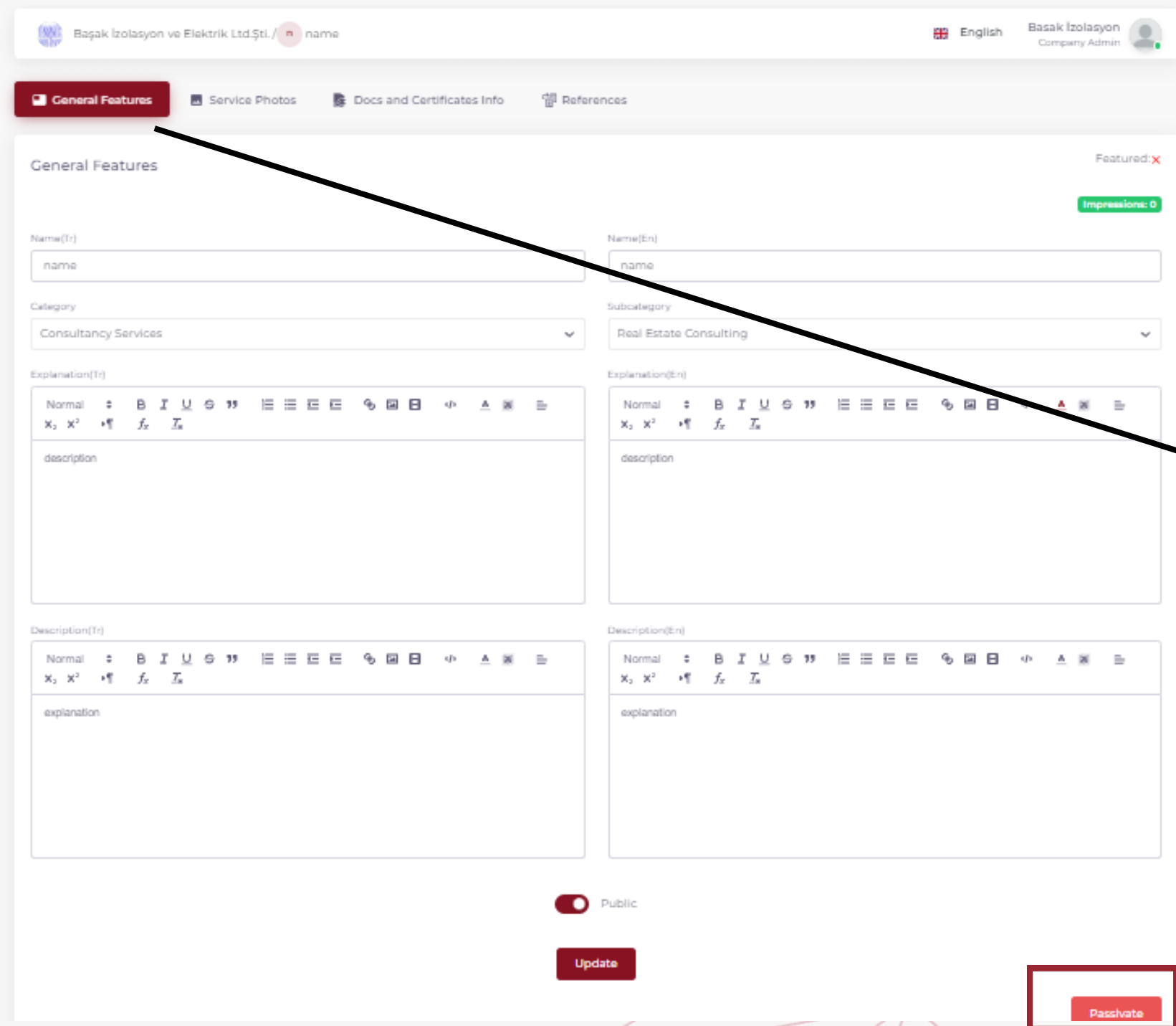
List your company's services.

The screenshot shows the 'Damise' web application interface. On the left is a sidebar with navigation items: Home, Pending Approval, Flashcards, Sectoral Contents, and Ecosystem Applicat... The main content area is a form for creating a service card. The form is split into two columns for Turkish and English input. The top row contains 'Service Name' fields for both languages, with 'name' entered in each. The second row contains 'Category' and 'Subcategory' dropdown menus. The 'Category' dropdown is set to 'Consultancy Services' and the 'Subcategory' dropdown is set to 'Real Estate Consulting'. Below these are 'Description' and 'Explanation' fields for both languages, each with a green 'G' icon in the bottom right corner. At the bottom left of the form, a red 'Create' button is highlighted with a red rectangular box. A black arrow points from this button towards the right side of the image.

After entering the basic information about your services, click the **'Create'** button.

# Service Cards

You can provide details about your services in the opened window.



The screenshot shows a web application interface for managing service cards. At the top, there is a header with the company name 'Başak İzolasyon ve Elektrik Ltd.Şti.', a language selector set to 'English', and a user profile for 'Basak İzolasyon Company Admin'. Below the header is a navigation bar with tabs: 'General Features' (selected), 'Service Photos', 'Docs and Certificates Info', and 'References'. The main content area is titled 'General Features' and contains a form with the following fields:

- Name(Tr)**: Input field with 'name' entered.
- Name(En)**: Input field with 'name' entered.
- Category**: Dropdown menu set to 'Consultancy Services'.
- Subcategory**: Dropdown menu set to 'Real Estate Consulting'.
- Explanation(Tr)**: Rich text editor with 'description' entered.
- Explanation(En)**: Rich text editor with 'description' entered.
- Description(Tr)**: Rich text editor with 'explanation' entered.
- Description(En)**: Rich text editor with 'explanation' entered.


At the bottom of the form, there is a 'Public' toggle switch (checked), an 'Update' button, and a 'Passivate' button highlighted with a red box. The 'Featured' status is set to 'x' and 'Impressions' is 0.

You can enter details such as **references, documents, certificates, and photos** related to your service.

You can also hide the visibility of your Service Card without deleting it by using the '**Passivate**' button located in the bottom right corner of the screen.

# 3RD INTERNATIONAL CONSTRUCTION & MATERIAL HANDLING EQUIPMENT CONGRESS & RENTAL SUMMIT

## DIGITAL SHOWCASE



You can participate on the day of the congress through the Digital Showcase.

# Digital Showcase

To participate online in the 3rd INTERNATIONAL CONSTRUCTION & MATERIAL HANDLING EQUIPMENT CONGRESS & RENTAL SUMMIT through the Digital Showcase, follow these steps:

The screenshot shows the Damise web application interface. On the left, a sidebar menu contains several items, with 'Fair Invitations' highlighted in red. The main content area displays a 'Fairs' section with a breadcrumb trail 'Home > Fairs > Liste'. Below this, there is a summary card showing '1 Total Fair Invitations'. A table below the card lists the details of the invitation:

NAME	PRODUCT LIMIT	SERVICE LIMIT	START DATE	END DATE	APPROVED	ACTIONS
3rd INTERNATIONAL CONSTRUCTION & MATERIAL HANDLING EQUIPMENT	100	100	03/10/2023 12:00	04/10/2023 19:00	X	✓

When you click on '**Fair Invitations**' in the '**Ecosystem Applications**' menu on the panel, you can view your invitation to the **3rd INTERNATIONAL CONSTRUCTION & MATERIAL HANDLING EQUIPMENT CONGRESS & RENTAL SUMMIT** and accept the invitation.

# Digital Showcase

You can select the products and services you want to highlight in the Digital Showcase through the 'Edit Participation' option.

You can view the products and services registered under your company in the 'Your Company's Products/Services' section. To exhibit a product at the fair, click on the '+' icon to select it.

Products Services

2 / 100  
Used / Limit

Your Company's Products

Entry Count: 10

PRODUCT NAME	CATEGORY	VIEWS	SHARE COUNT	ACTION
Başak	Defense Systems	0	0	-
İsim	Defense Systems	5	0	-
name	Defense Systems	1	0	+

< 1 >

Selected for Fair

PRODUCT NAME	CATEGORY	VIEWS	SHARE COUNT	FEATURED
Başak	Defense Systems			x
İsim	Defense Systems			x

Products Services

1 / 100  
Used / Limit

Your Company's Services

Entry Count: 10

SERVICE NAME	SERVICE TYPE	VIEWS	SHARE COUNT	ACTION
Technical Service		0		+
hizmet adi		3		-
name		1		+

< 1 >

Selected for Fair

PRODUCT NAME	SERVICE TYPE	VIEWS	SHARE COUNT	FEATURED
hizmet adi	Transporting			x



# Participation in the Summit

## JOIN THE 3rd INTERNATIONAL CONSTRUCTION & MATERIAL HANDLING EQUIPMENT CONGRESS & RENTAL SUMMIT ONLINE!

The screenshot displays the Damise web application interface. On the left, a sidebar menu is highlighted with a red border, containing the following items: Home, Pending Approval, Flashcards, Sectoral Contents, and Ecosystem Applicat... The main content area features a top navigation bar with the Damise logo, a language selector set to English, and a user profile for Basak Izolasyon, Company Admin. Below this, there are tabs for Products and Services. A notification indicates that 2 out of 100 entries have been used. The main section is titled 'Your Company's Products' and includes a dropdown menu for 'Entry Count' set to 10. It contains two tables: one for 'Your Company's Products' and another for 'Selected for Fair'. The first table lists products 'Başak', 'İsim', and 'name' with their respective views and share counts. The second table lists 'Başak' and 'İsim' as products selected for the fair.

**Damise**

English Basak Izolasyon Company Admin

Products Services

2 / 100 Used / Limit

Your Company's Products

Entry Count 10

PRODUCT NAME	CATEGORY	VIEWS	SHARE COUNT	ACTION
Başak	Defense Systems	0	0	-
İsim	Defense Systems	5	0	-
name	Defense Systems	1	0	+

Selected for Fair

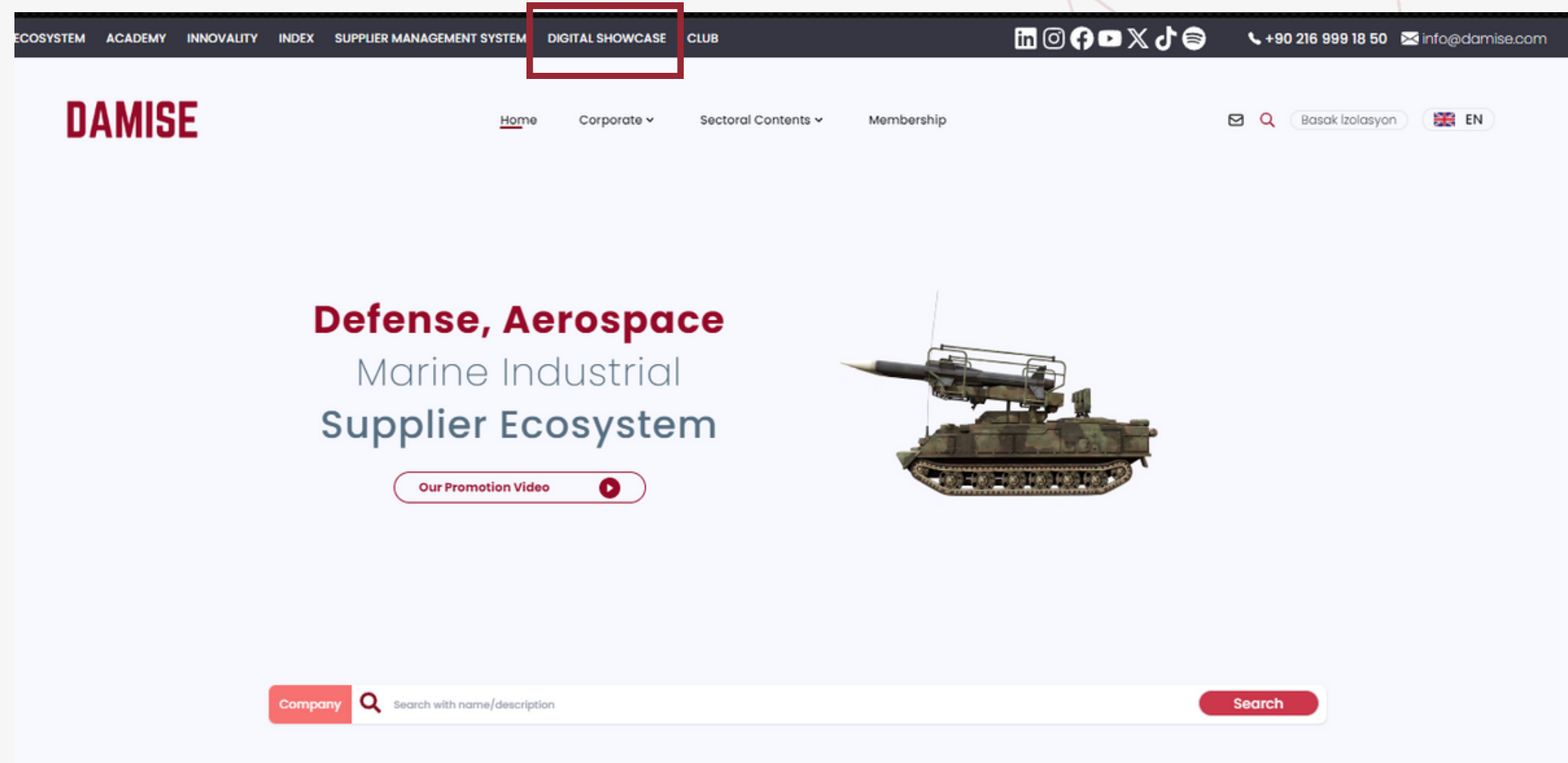
PRODUCT NAME	CATEGORY	VIEWS	SHARE COUNT	FEATURED
Başak	Defense Systems			x
İsim	Defense Systems			x

After completing all the entries, click on the '**DAMISE**' logo on the left side of the panel to go back to the homepage for participation in the fair.

# Participation in the Summit

## JOIN THE 3rd INTERNATIONAL CONSTRUCTION & MATERIAL HANDLING EQUIPMENT CONGRESS & RENTAL SUMMIT ONLINE!

After logging into DAMISE, click on '**Digital Showcase**' from the top menu. You can access **the 3rd INTERNATIONAL CONSTRUCTION & MATERIAL HANDLING EQUIPMENT CONGRESS & RENTAL SUMMIT** to participate in the event **online!**



# Visitor Participation in the Summit

**EVERYONE IS INVITED TO THE ONLINE SUMMIT EXPERIENCE IN THE DIGITAL SHOWCASE**

[← Back to Digital Showcase](#)

### Digital Showcase Visit Form

**1** Email > **2** Fair Form > **3** Verification

You need to confirm your email by providing the code which sent to your e-mail account

**Send Code**

Already have an account? [Login](#)  
Do you want to join DAMISE? [Register](#)

If your company is not registered in DAMISE, after entering the 3rd INTERNATIONAL CONSTRUCTION & MATERIAL HANDLING EQUIPMENT CONGRESS & RENTAL SUMMIT, you will be presented with a simple form. By completing the steps in this form, you can participate in the summit.




To request meetings with the organizing companies IMDER and ISDER, [click here.](#)



If you have any questions regarding DAMISE and Digital Showcase, you can contact us at [iletisim@damise.com.](mailto:iletisim@damise.com)

To connect with **live** support, you can access our line at:

 **WhatsApp: +90 216 999 18 50**

*Thank you*



*Please click on the logo to go to the address.*